

Invacare® Soft Tilt




GENERAL INFORMATION

Turn ON and OFF



Reset system

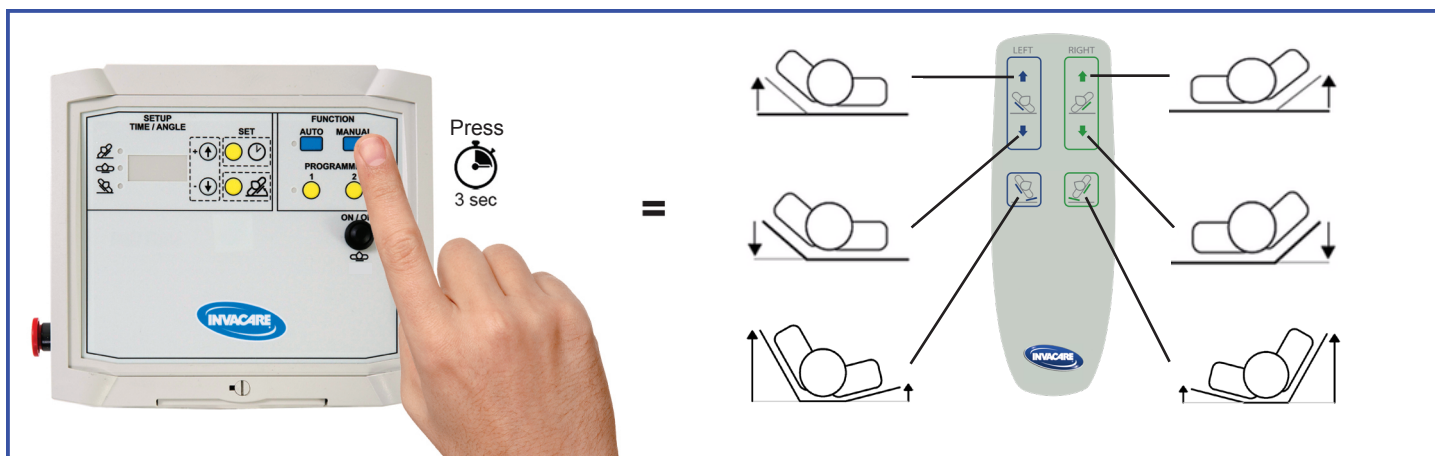


Emergency button



MANUAL USE – Active use

Used in nursing and transfer situations. Possible angles 0 to 80°

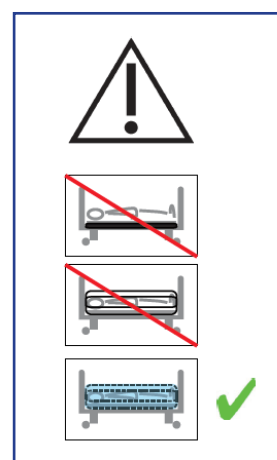


AUTOMATIC USE – FACTORY SETTINGS



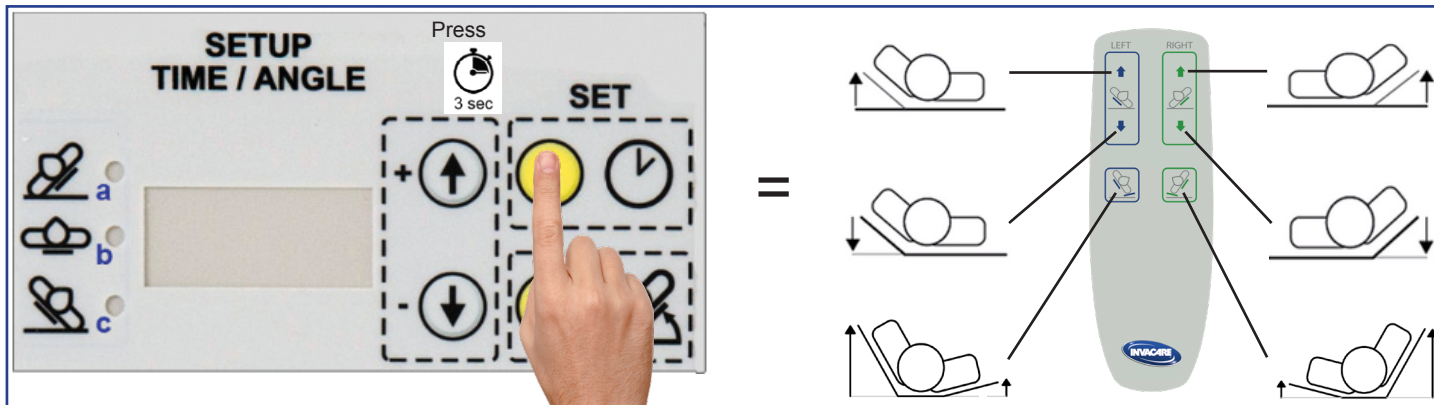
NOTICE!

Auto function should only be used shortly until P1 and/or P2 is programmed for individual repositioning. Same procedure for activating P1 and P2 as Auto. Possible angles 0 to 40°



PAUSE AN AUTOMATIC PROGRAM IN USE

If P1,P2 or AUTO are active they can be paused and the hand control can be used as in manual mode. This function is recommended if the automatic pressure program should resume afterwards.




NOTICE!

The active program prior to the pause action, will restart after 20 minutes of inactivity.

RESTART THE ACTIVE PROGRAM BEFORE THE PAUSE

The active program prior to the pause action can be activated right away. The hand control can no longer be used.



IVCMA755220519 / 2019-05-22



GDV Technology A/S
Værkstedsgården 15, st. th.
2620 Albertslund
Denmark



Yes you can®.